




**RAYAT SHIKSHAN SANSTHA'S
MAHATMA PHULE ARTS, SCIENCE AND COMMERCE COLLEGE,
PANVEL. DISTRICT- RAIGAD (MAHARASHTRA) 410206**


**ACTION TAKEN REPORT
ON
SUGGESTION GIVEN BY STUDENTS IN
STUDENT SATISFACTION SURVEY 2024-25**

| Sr. No. | Suggestions made by students | Action Taken |
|----------------|---|--|
| 1 | Use of better Graphics and Visual media to engage students in Teaching and Learning (T-L). | <ul style="list-style-type: none">❖ Installed 25 Android based Interactive Panels in Classrooms for effective T-L.❖ Recorded educational videos in Video Lecture Recording Centre (VLRC) for effective T-L.❖ Developed 5 Smart Classrooms and made provision of Wi-Fi facility for promotion of ICT enabled T-L.❖ Uploaded educational videos on Institutional YouTube Channel for the betterment of learners.❖ Upgraded Internet bandwidth from 100 MBPS to 500 MBPS. |
| 2 | Project Based T-L | <ul style="list-style-type: none">❖ Offered projects-based T-L through field projects (FP), Community Engagement Programmes (CEP) and Co-curricular activity (CC) as per NEP 2020 for promotion of project-based learning.❖ Conducted minor research projects |

| | | |
|---|---|---|
| | | based on social problems under DBT Star College scheme. |
| 3 | Provide new computers in department of Information Technology | ❖ Added 30 new computers with upgraded configuration in Department of Information Technology Lab. (Window 11 Pro., i-5 Processor and 8-Gb Ram) |
| 4 | Increase Need based Courses | ❖ In addition to total 37 short-term courses including, 15 certificate courses for F.Y. classes, 15 Diploma courses for S.Y. classes, 07 Professional skill-based courses for T.Y. classes, we have started new short-term course in <i>Artificial Intelligence and machine learning</i> for T.Y.B.Sc. I.T. Students. |


CO-ORDINATOR
INTERNAL QUALITY ASSURANCE CELL
MAHATMA PHULE A.S.C. COLLEGE, PANVEL




PRINCIPAL
Mahatma Phule Arts, Science
& Commerce College,
Panvel, Dist. Raigad



RAYAT SHIKSHAN SANSTHA'S
MAHATMA PHULE ARTS, SCIENCE AND COMMERCE COLLEGE,
PANVEL, DIST-RAIGAD
STUDENT SATISFACTION INDEX AS REFLECTED IN
SATISFACTION SURVEY 2024-25

| Sr. No. | QUESTION | PERCENTAGE OF STUDENT SATISFACTION INDEX |
|---------|---|--|
| 1. | How much of the syllabus was covered in the class? | 97.70 % students were satisfied with the syllabus covered. |
| 2. | How well did the teachers prepare for the classes? | 97.97 % of students were satisfied with the preparations of the teachers in class. |
| 3. | How well were the teachers able to communicate? | 97.82 % of students were satisfied with the communication of teachers. |
| 4. | The teacher's approach to teaching can best be described as | 98.60 % of students were satisfied with the teacher's approach to teaching. |
| 5. | Fairness of the internal evaluation process by the teachers. | 94.97 % of the students were satisfied with the fairness of the internal evaluation process by the teachers. |
| 6. | Was your performance in assignments discussed with you? | 99.25 % of students were satisfied with the Discussions of performance in assignments. |
| 7. | The institute takes an active interest in promoting internship, student exchange, and field visit opportunities for students. | 92.70 % of students were satisfied with the active interest taken by the institute in promoting internship, student exchange and field visit opportunities for students. |
| 8. | The teaching and mentoring process in your institution facilitates you in cognitive, social and emotional growth. | 96.40 % of students were satisfied with the teaching and mentoring process facilitated to their cognitive, social and emotional growth. |



| | | |
|-----|--|---|
| 9. | The institution provides multiple opportunities to learn and grow. | 99.10 % of students were satisfied with the Multiple opportunities are provided to learn and grow. |
| 10. | Teachers inform you about your expected competencies, course outcomes and programme outcomes | 98.35 % of students were agreed that, Teachers informed them about expected competencies, course outcomes and programme outcomes. |
| 11. | Your mentor does a necessary follow-up with an assigned task to you. | 97.83 % of students were satisfied with the necessary follow-up taken with an assigned task by a mentor. |
| 12. | The teachers illustrate the concepts through examples and applications. | 98.20 % of students were satisfied with the teacher's illustrations of the concepts through examples and applications. |
| 13. | The teachers identify your strengths and encourage you to provide right level of challenges. | 97.97 % of the students agreed that teachers identify their strengths and encourage them by providing the right level of challenges. |
| 14. | Teachers are able to identify your weaknesses and help you to overcome them. | 95.05 % of the students were agreed that, Teachers are able to identify their weaknesses and help them to overcome it. |
| 15. | The institution makes effort to engage students in the monitoring, review and continuous quality improvement of the teaching-learning process. | 97.80 % of students were satisfied with the institutions' effort to engage them in the monitoring, reviewing and continuous quality improvement of the teaching-learning process. |
| 16. | The institute/ teachers use student-centric methods, such as experiential learning, participative learning and problem solving methodologies for enhancing learning experiences. | 97.83 % of students were satisfied with the Student-centric methods adopted by institute/ teachers such as experiential learning, participative learning and problem-solving methodologies for enhancing learning experiences. |




| | | |
|-----|---|--|
| 17. | Teachers encourage you to participate in extracurricular activities | 99.10 % of students were agreed that, Teachers encourage them to participate in extracurricular activities. |
| 18. | Efforts are made by the institute/ teachers to inculcate soft skills, life skills and employability skills to make you ready for the world of work. | 98.42 % of students were satisfied with the efforts made by the institute/ teachers to inculcate soft skills, life skills and employability skills to make them ready for the world of work. |
| 19. | What percentage of teachers use ICT tools such as LCD projectors, Multimedia, etc. while teaching. | 98.20 % of students agreed that teachers use ICT tools such as LCD projectors, Multimedia, etc. while teaching. |
| 20. | The overall quality of the teaching-learning process in your institute is very good. | 99.48 % of students were agreed that, the overall quality of teaching-learning process in this institute is very good. |
| 21. | Give three observations/suggestions to improve the overall teaching – The learning experience and support mechanism in your institution. | <p>Students given following suggestions for Improvement of teaching-learning experience and support mechanism in in your institution:</p> <ul style="list-style-type: none"> • Use of better Graphics and Visual media for engage students in Teaching and Learning (T-L). • Project Based T-L • Provide New computers in department of Information Technology Lab. • Increase need based Courses. |


CO-ORDINATOR

INTERNAL QUALITY ASSURANCE CELL
MAHATMA PHULE A.S.C. COLLEGE, PANVEL




PRINCIPAL
Mahatma Phule Arts, Science
& Commerce College,
Panvel, Dist. Raigad